

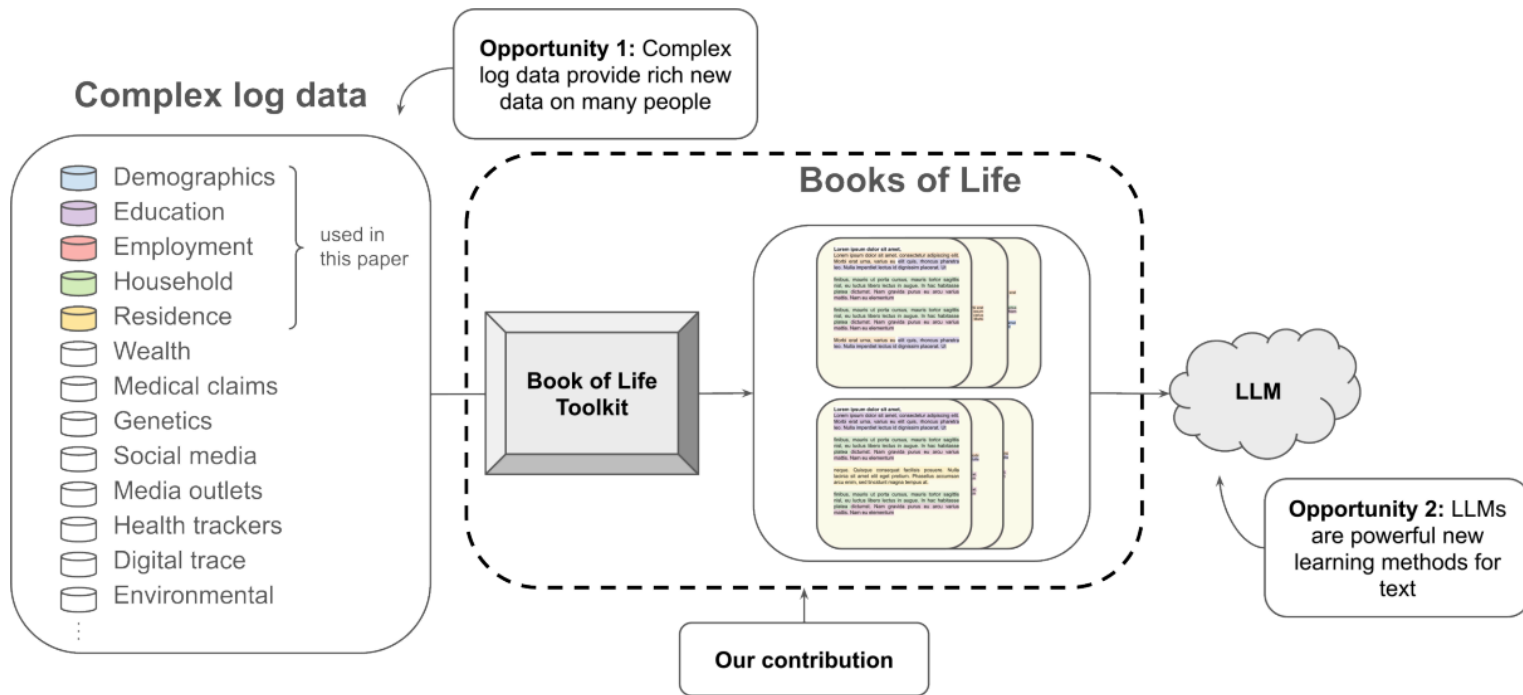
Discussion of

**Life trajectories and life chances:
New approaches from population registries and AI**

Amy O'Hara
Massive Data Institute
McCourt School of Public Policy

Joint Program in Survey Methodology, University of Maryland
April 9, 2026

ODISSEI and CBS make it possible



Why we can't have nice things

- Institutions and infrastructure
- Policies and politics
- Culture

JSM 2012 – Dutch National Infrastructure

Uses of Administrative Record Benchmarking in Modern Census-Taking

Amy O'Hara

U.S. Census Bureau

Center for Administrative Records Research and Applications

JSM – San Diego, CA – August 2, 2012

United States
Census
Bureau



Deviations from Dutch register coverage

U.S. administrative records data -

- People with financial transactions
- Workers in covered employment
- Taxpayers
- Persons 65+ who are on Medicare
- Persons receiving housing assistance
- Persons Not in Labor Force
- Children not claimed on tax forms
- Residents without SSN
- Mobile and transient populations

United States
Census
Bureau



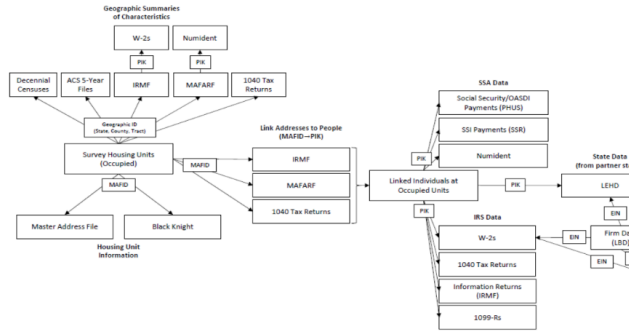
Institutions and infrastructure

- Government
- Agencies and programs
- Federal statistical system
- Disincentives for modernization
- Balkanization
- Resources

Inadequate domestic efforts

Census National Experimental Wellbeing Statistics blends multiple data sources to measure income

Figure 4: Linkage Diagram for Address File

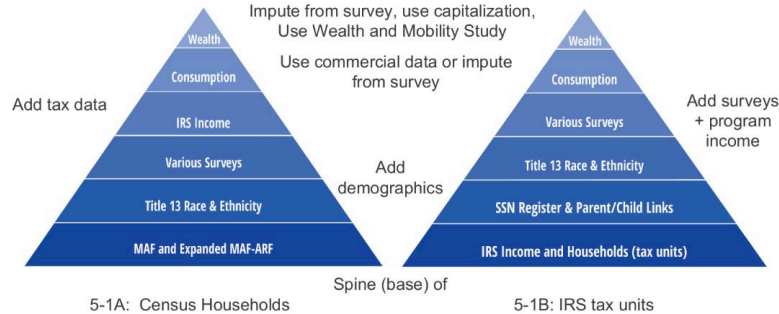


Source: Bee, A., Mitchell, J., Mittag, N., Rothbaum, J., Sanders, C., Schmidt, L., & Unrath, M. (2023). *experimental wellbeing statistics* (SEHSD Working Paper No. 2023-02). U.S. Census Bureau



Data Insights for the Public Good

Blended data begins with a spine



NATIONAL ACADEMIES
Sciences, Engineering, Medicine

Enviably global efforts



We are delighted that DSIT, UKRI and ESRC have confirmed their ongoing support for our vital data linking and research programme. This commitment will ensure the expertise, infrastructure and momentum we have developed since we formed in 2018 will continue to expand for the benefit of all UK nations.

[Read more](#)

Dr Emma Gordon - Director of ADR UK


Millions of dollars of investment

The infographic is divided into two main sections. The left section has a dark blue background with the text 'The benefits of a TRE' in large, bold, orange letters. The right section has a light green background with the HDRUK logo (Health Data Research UK) and a circular diagram of icons representing research processes like data analysis, collaboration, and discovery. The text below the diagram states: 'TREs help make research **efficient**, **collaborative** and **cost effective**, helping trusted researchers make important discoveries.'

The infographic features a silhouette of a diverse group of people in various colors (red, orange, yellow) on the left. To the right, the text reads 'Coorte de 100 milhões de Brasileiros' in a bold, dark red font.

The Book of Exile?

- 2030 Census
- Birthright Citizenship
- War on Fraud



Administrative data are munitions for the war on fraud